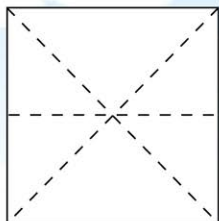
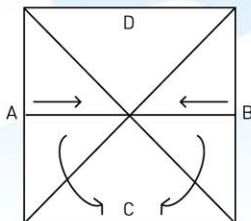


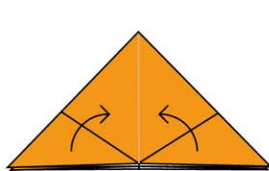
# Origami Crabe



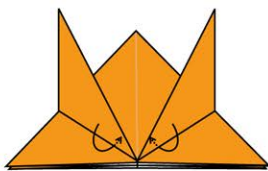
1 Marque les plis :  
plie de haut en bas puis les 2 diagonales



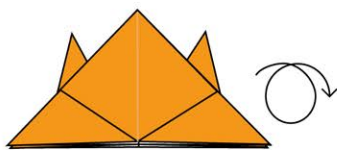
2 Plie pour former un triangle  
(A et B doivent rejoindre C,  
puis D doit rejoindre C)



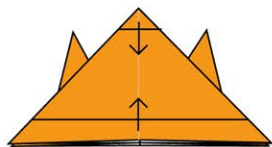
3 Crée les pattes arrières



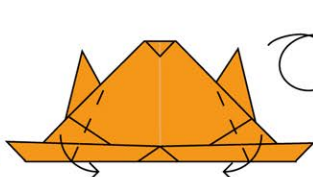
4 Rabats les pattes  
arrières vers l'intérieur



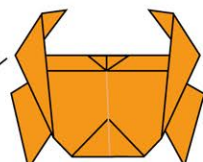
5 Retourne



6 Fais 2 plis à l'horizontale



7 Plie pour former deux  
pattes de part et d'autre



8 Retourne le tout

